




# Low Card Sensor Installation

## Evolis Kiosk


12/20/2012

Remove the two screws as seen below






**Place the Low Card Sensor next to the feeder as shown below.**  
**Secure it to the printer base plate by using the screws removed in**  
**Step 1**



**Connect the 4 pin connector to the printer mainboard**





**Place the card weight onto the cards loaded in the hopper**

